

Scaled data based on original data using
LM-79-08 Approved Method: Electrical and Photometric Measurements of Solid-
State Lighting Products

Test Report Prepared for
Cooper Lighting Solutions
(formerly Eaton)

Brand: McGRAW-EDISON

Report Number: P832690

Luminaire Tested: **TTN-D3-740-U-WQ-SG**

Issue Date: 5/14/2024

Test Information

Test Method: LM-79-08
Report Number: P832690
TEST IS SCALED FROM IESNA LM-79-08 TEST DATA (G2-2312-254-16)
Test Lab: INNOVATION CENTER
Issue Date: 5/14/2024
Manufacturer: COOPER LIGHTING SOLUTIONS (FORMERLY EATON)
Product Line: MCGRAW-EDISON
Catalog Number: TTN-D3-740-U-WQ-SG
Description: TOPTIER NANO LED PARKING GARAGE LUMINAIRE
4000K, 70 CRI LEDS AND WIDE DISTRIBUTION WITH SOLITE GLASS
Light Source: -
Ballast/Driver: -

Summary

Lumens per Lamp: N/A
Luminaire Lumens: 6549 lumens
Efficiency: N/A
Efficacy: 110.6 lumens/watt
Luminous Opening: Circular (Dia: 0.71' x H: 0')
IES Classification: Type V - Short
BUG Rating: B3 - U0 - G1

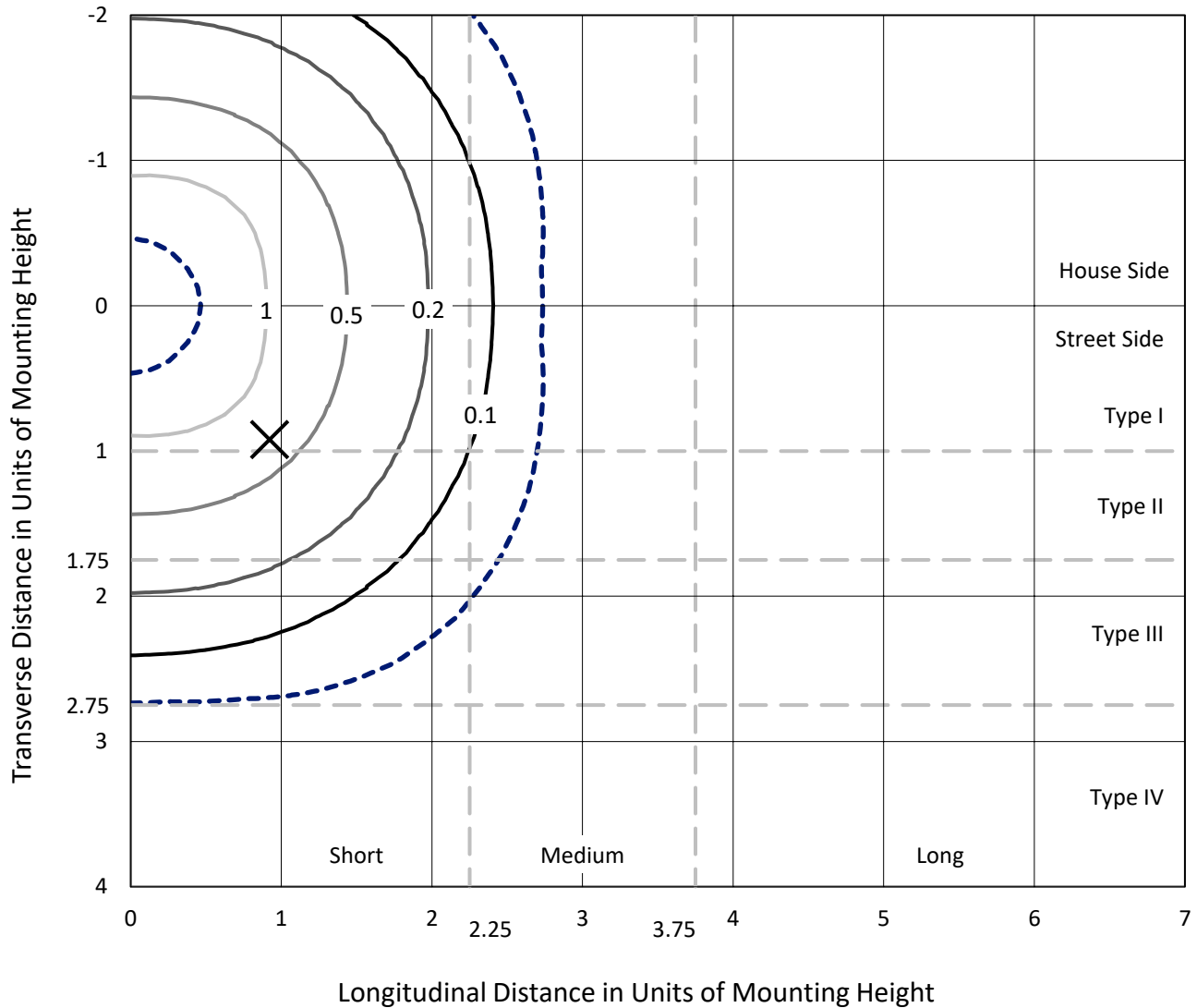
Input Watts (W): 59.2
Input Voltage (V): NR
Input Current (Ain): NR
Voltage Rise (V): NR
Power Factor: NR
Total Harmonic Distortion (THDi): NR
Frequency (hertz): 60
Stabilization Time: NR
Operation Time: NR
Ambient Temperature (°C): NR
Test Distance: 24 FT



REPORT NUMBER: P832690
 CATALOG NUMBER: TTN-D3-740-U-WQ-SG

Iso-Footcandle Lines of Horizontal Illumination

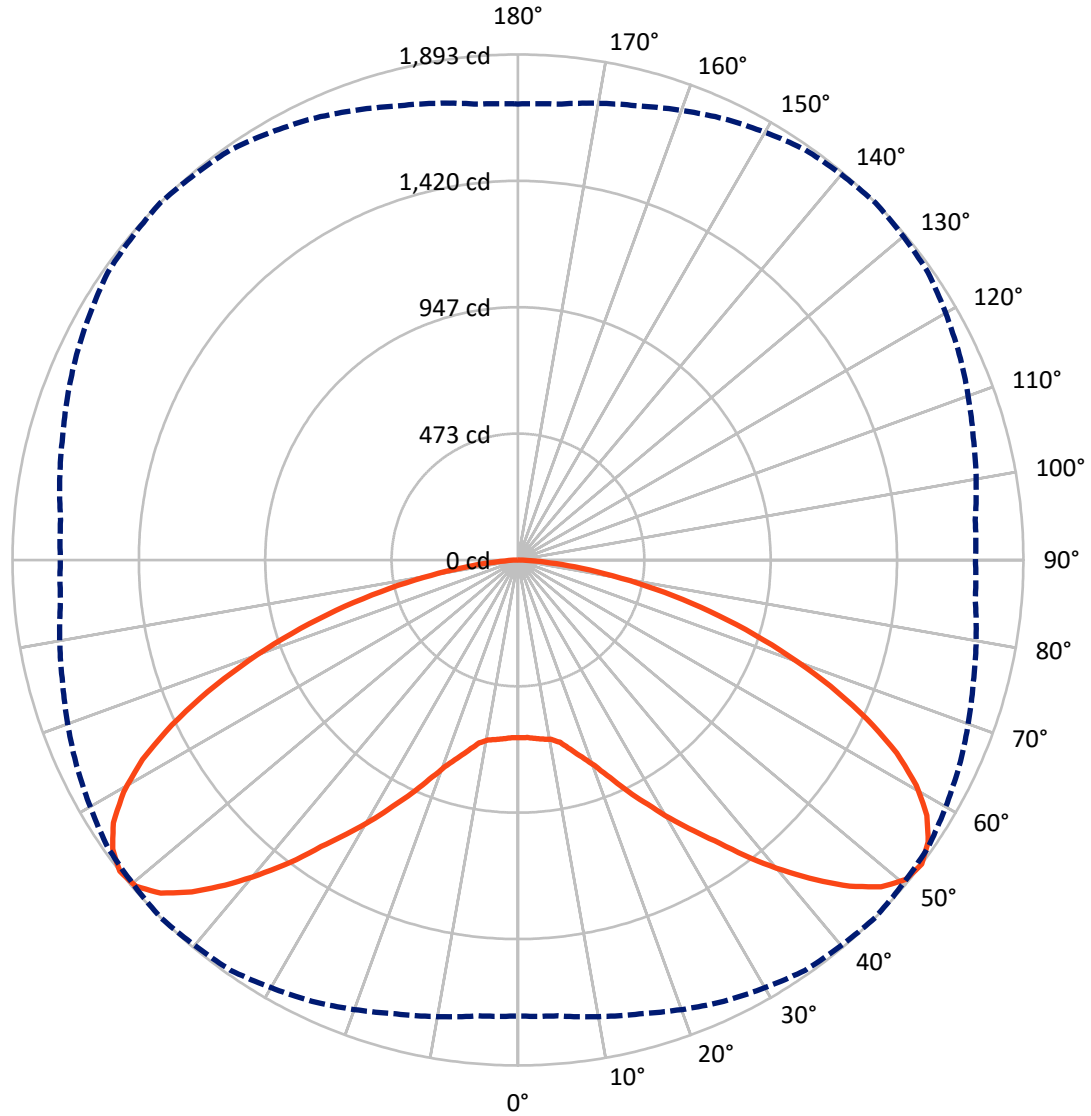
✕ Max cd
 - - - 1/2 Max cd



Based on 25 foot mounting height. Maximum calculated value = 1.2 fc
 Type V - Short - N/A

REPORT NUMBER: P832690
CATALOG NUMBER: TTN-D3-740-U-WQ-SG

Luminous Intensity Polar Plot



— Vertical Plane Through 45-Deg Lateral - - - Horizontal Cone Through 52.5-Deg Vertical

REPORT NUMBER: P832690

CATALOG NUMBER: TTN-D3-740-U-WQ-SG

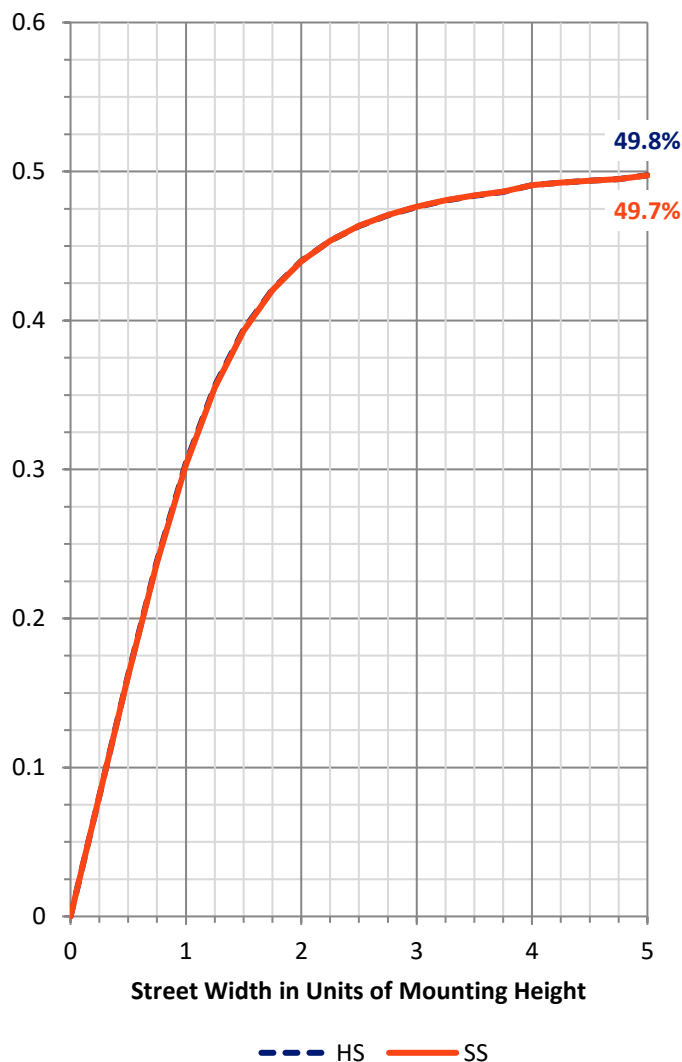
FLUX DISTRIBUTION:

		Downward	Upward	Total
House Side	Lumens	3274.5	0.0	3274.5
	% Fixture	50.0	0.0	50.0
Street Side	Lumens	3274.5	0.0	3274.5
	% Fixture	50.0	0.0	50.0
Total	Lumens	6549.0	0.0	6549.0
	% Fixture	100.0	0.0	100.0

ZONAL LUMENS:

Zone	Lumens	% Fixture
0°-10°	64.3	1.0
10°-20°	211.3	3.2
20°-30°	446.0	6.8
30°-40°	814.8	12.4
40°-50°	1297.1	19.8
50°-60°	1568.4	23.9
60°-70°	1318.7	20.1
70°-80°	699.0	10.7
80°-90°	129.3	2.0
90°-100°	0.0	0.0
100°-110°	0.0	0.0
110°-120°	0.0	0.0
120°-130°	0.0	0.0
130°-140°	0.0	0.0
140°-150°	0.0	0.0
150°-160°	0.0	0.0
160°-170°	0.0	0.0
170°-180°	0.0	0.0
0°-90°	6549.0	100.0
0°-180°	6549.0	100.0

Coefficient of Utilization



REPORT NUMBER: P832690

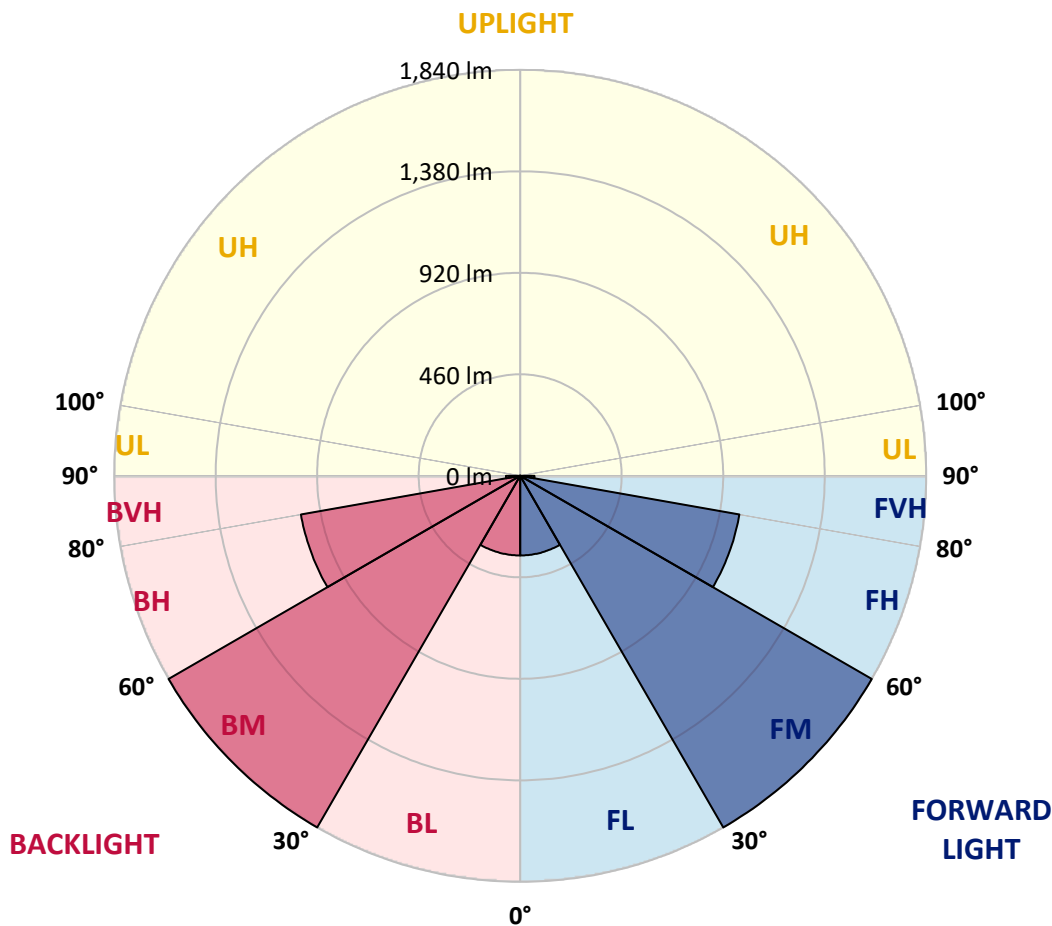
CATALOG NUMBER: TTN-D3-740-U-WQ-SG

LUMINAIRE CLASSIFICATION SYSTEM LUMEN TABLE AND BUG RATING:

Zone	Lumens	% Fixture	Zone Rating/Lumen Limit		
			B	U	G
FL (0°-30°)	360.8	5.5			
FM (30°-60°)	1840.1	28.1			
FH (60°-80°)	1008.9	15.4			G1/1800
FVH (80°-90°)	64.7	1.0			G1/100
BL (0°-30°)	360.8	5.5	B1/500		
BM (30°-60°)	1840.1	28.1	B2/2500		
BH (60°-80°)	1008.9	15.4	B3/2500		G1/1800
BVH (80°-90°)	64.7	1.0			G1/100
UL (90°-100°)	0.0	0.0		U0/0	
UH (100°-180°)	0.0	0.0		U0/0	

BUG Rating: B3-U0-G1

Type V Short





REPORT NUMBER: P832690
 CATALOG NUMBER: TTN-D3-740-U-WQ-SG

CANDELA DISTRIBUTION (FULL):

	0°	5°	15°	25°	35°	45°	55°	65°	75°	85°	90°
0°	665.8	665.8	665.8	665.8	665.8	665.8	665.8	665.8	665.8	665.8	665.8
2.5°	665.8	665.8	665.8	665.8	665.8	665.8	665.8	665.8	665.8	665.8	665.8
5°	671.6	671.6	665.8	671.6	671.6	671.6	671.6	671.6	671.6	671.6	671.6
7.5°	671.6	671.6	671.6	677.4	677.4	677.4	677.4	671.6	671.6	671.6	671.6
10°	683.2	683.2	683.2	683.2	683.2	683.2	683.2	683.2	683.2	683.2	683.2
12.5°	700.6	700.6	700.6	700.6	700.6	700.6	700.6	700.6	700.6	700.6	700.6
15°	729.5	729.5	729.5	729.5	735.3	735.3	735.3	729.5	729.5	729.5	729.5
17.5°	764.2	764.2	770.0	770.0	775.8	775.8	775.8	770.0	764.2	770.0	764.2
20°	816.4	816.4	816.4	822.1	827.9	827.9	827.9	816.4	816.4	816.4	816.4
22.5°	874.3	874.3	874.3	880.0	885.8	885.8	885.8	874.3	874.3	874.3	874.3
25°	943.7	943.7	943.7	949.5	955.3	961.1	961.1	949.5	943.7	943.7	937.9
27.5°	1013.2	1013.2	1024.8	1030.6	1036.4	1036.4	1036.4	1024.8	1019.0	1019.0	1019.0
30°	1094.3	1094.3	1105.8	1111.6	1123.2	1123.2	1123.2	1105.8	1100.0	1094.3	1094.3
32.5°	1169.5	1175.3	1186.9	1198.5	1210.1	1210.1	1215.8	1192.7	1181.1	1175.3	1175.3
35°	1250.6	1256.4	1268.0	1285.3	1296.9	1302.7	1308.5	1285.3	1268.0	1262.2	1262.2
37.5°	1343.2	1349.0	1366.4	1383.7	1406.9	1418.5	1424.3	1389.5	1360.6	1349.0	1349.0
40°	1447.4	1453.2	1470.6	1493.8	1516.9	1528.5	1534.3	1499.5	1470.6	1459.0	1453.2
42.5°	1534.3	1545.9	1563.2	1598.0	1621.1	1638.5	1638.5	1598.0	1563.2	1545.9	1545.9
45°	1615.3	1626.9	1655.9	1690.6	1725.3	1742.7	1736.9	1696.4	1655.9	1632.7	1626.9
47.5°	1679.0	1690.6	1725.3	1765.9	1812.2	1829.6	1823.8	1777.4	1725.3	1696.4	1690.6
50°	1713.8	1719.6	1760.1	1818.0	1864.3	1881.7	1870.1	1823.8	1765.9	1725.3	1719.6
52.5°	1708.0	1713.8	1760.1	1823.8	1875.9	1893.2	1875.9	1823.8	1765.9	1719.6	1713.8
55°	1673.2	1679.0	1725.3	1794.8	1846.9	1864.3	1846.9	1794.8	1731.1	1684.8	1679.0
57.5°	1609.5	1615.3	1661.7	1731.1	1789.0	1806.4	1783.2	1725.3	1661.7	1615.3	1615.3
60°	1516.9	1522.7	1569.0	1644.3	1696.4	1713.8	1684.8	1638.5	1574.8	1522.7	1516.9
62.5°	1395.3	1395.3	1447.4	1522.7	1569.0	1592.2	1563.2	1511.1	1453.2	1395.3	1401.1
65°	1250.6	1244.8	1296.9	1366.4	1418.5	1435.9	1406.9	1360.6	1302.7	1250.6	1250.6
67.5°	1100.0	1100.0	1140.6	1198.5	1244.8	1262.2	1233.2	1192.7	1146.4	1100.0	1100.0
70°	937.9	937.9	966.9	1024.8	1065.3	1076.9	1059.5	1019.0	978.5	937.9	937.9
72.5°	775.8	770.0	799.0	845.3	880.0	891.6	874.3	851.1	804.8	775.8	775.8
75°	613.7	607.9	625.3	665.8	694.8	706.3	689.0	671.6	636.9	613.7	613.7
77.5°	457.4	451.6	469.0	503.7	521.1	526.9	515.3	503.7	474.8	457.4	457.4
80°	312.6	306.9	318.4	341.6	359.0	359.0	353.2	347.4	324.2	312.6	318.4
82.5°	185.3	179.5	191.1	208.4	220.0	214.2	214.2	208.4	191.1	185.3	185.3
85°	81.1	75.3	81.1	92.6	104.2	98.4	98.4	98.4	86.8	81.1	81.1
87.5°	11.6	11.6	11.6	17.4	23.2	17.4	17.4	17.4	11.6	11.6	11.6
90°	0.0	0.0	0.0	0.0	0.0	0.0	0.0	0.0	0.0	0.0	0.0

(END OF REPORT)